


# haydock



## HGB Log Cabins

[www.haydockgardenbuildings.co.uk](http://www.haydockgardenbuildings.co.uk)

August 2021



MANUFACTURED  
IN THE UK

The Biggest And Best In The North West  
Next To M6 Motorway - Junction 23

Tel: 01942 727759

Penny Lane, Haydock, WA11 9SE

Email- [sales@garageworld.co.uk](mailto:sales@garageworld.co.uk)



**OPEN 7 DAYS A WEEK**



# LogCabins

## All prices include VAT

All drawings are for illustration purposes only (not to scale)

All sizes shown on this list are approximate only  
width (w) measurement always denotes gable dimension

as standard cabins come untreated with green mineral felt

28 & 44mm cabins come glazed with horticultural

## PLEASE NOTE

Your Log Cabin will be delivered direct to your door by the manufacturers.

Along with all other retailers who operate this policy, drivers are not allowed to accept payment.

We will therefore require full payment with your order. Or 20% deposit with order and full balance payable one week prior to delivery.

## General Specification

Log thickness; 19mm, 28mm, 44mm | Roof: 44 x 120mm roof purling's support 19 mm tongue and grooved roof boards | Green mineral felt is supplied as standard with all log cabins within the range. Decorative felt shingle roofing is available as an optional extra. | Doors and Windows: Joiner made doors and windows are supplied fully glazed or fully boarded. External doors are fitted with mortice locks as standard. | Treatment: Apart from the floor bearers, all cabins are supplied completely untreated. It is strongly recommended that the building are treated inside and out with a high quality spirit based preservative within 14 days of installation, weather permitting.

## TERMS AND CONDITIONS:

### Delivery (Please Note KERBSIDE DELIVERY ONLY)

Please ensure that someone is available to assist in off loading upon arrival, they need to be capable of lifting items up to 25kg as we only send out one driver and some items are up to 50kg in weight. Most models will be delivered on a flat bed vehicle and needs to off loaded piece by piece by yourself (or a person you have left to accept the delivery) and the driver.

Consideration should be given to the size and weight of the building. Deliveries of Buildings are to Kerbside only. If you have restricted access please let us know at time of ordering.

Log Cabins are made from kiln dried timber and must be covered if it is stored outside prior to construction and treatment. This is to prevent moisture/rain from warping and rotting the timber, unless you plan on storing the cabin inside, you will need tarpaulins or similar to provide cover for wood.

All deliveries must be signed for; no goods will be left without a signature. No claims for obvious visual damage will be accepted unless signed for on the delivery note.

### Re-Delivery

In the event that an able bodied person (capable of lifting up to 25kg) is not present to help the driver unload a delivery and /or there is nobody present to sign for the delivery, goods will be dropped off at our yard- subject to this being within 15 miles of the proposed home delivery address. If it is not possible to drop the log cabin at our yard then the building will be returned to the factory premises and a redelivery charge of £300 fwill apply.

( This fee represents the true cost of a delivery, as the initial discounted rate we offer does not apply for second deliveries.)

Please note; if we attempt delivery and the order is subsequently cancelled a £300 delivery fee will be deducted from any given funds given.

### Delivery Check

The log cabin must be checked against the packing list within 5 days of delivery, if something is damaged or missing we need to be advised immediately. Only one notification of missing/damaged parts will be accepted, any additional requests will be subject to part and delivery charges.

### Cancellations

In the unlikely event that any customer wishes to cancel an order, please contact us immediately by telephone and in writing, if the order has already been manufactured & packed, the customer will be subject to up to a 25% cancellation fee. Please note that there is no cancellation policy for 'custom' orders. Once a custom order has been placed., there is no refund policy as each item is custom made by hand and can not be re-consigned. Thank your in advance for you understanding.

## LogCabins

### The Adlington 44mm log cabin is a building

which offers a unique environment for relaxing or working. It is feature packed with full length opening windows allowing for maximum light to enter a spacious interior, making it ideal for a summerhouse, photography studio, or just an additional outdoor room.

- Superior Grade 44mm Finish Interlocking Logs
- High Quality Joiner Made Opening Windows
- Heavy Duty 19mm T&G Roof & Floor
- Stylish Full Pane Fully Toughened Glazed Double Doors
- Easy To Assemble Interlock System



Standard window / door style on this model is full pane style

Adlington (44mm)	Price Delivered (Including Roofing Felt)	Roof Shingles (In lieu of roofing felt)	Guttering + Pipe	Installation
18x14w (5350x4150 - inc Veranda)	<b>£9,795.00</b>	£645.00	£212.00	POA
18x16w (5350x4750 - inc Veranda)	<b>£10,620.00</b>	£700.00	£212.00	POA
18x18w (5350x5350 - inc Veranda)	<b>£11,435.00</b>	£823.00	£212.00	POA
20x14w (5950x4150 - inc Veranda)	<b>£10,288.00</b>	£700.00	£219.00	POA
20x16w (5950x4750 - inc Veranda)	<b>£11,276.00</b>	£748.00	£219.00	POA
20x18w (5950x5350 - inc Veranda)	<b>£12,150.00</b>	£823.00	£219.00	POA
20x20w (5950x5950 - inc Veranda)	<b>£12,758.00</b>	£823.00	£219.00	POA
Adlington Double Glazing	£263.00			

**The Gyles** 44mm Log Cabin with a unique integral veranda area is one of the most attractive buildings in our entire range. The Gyles comes as standard with beautifully designed joiner made Georgian style opening windows and an excellent lockable door.

- Superior Grade 44mm Finish Interlocking Logs
- Heavy Duty Georgian Style Single Door
- High Quality Joiner Made Opening Windows
- Huge Internal Storage & Extra High Eaves
- Attractive and Spacious Built in Veranda Area



Standard window / door style on this model is georgian style

Gyles (44mm)	Price Delivered (Including Roofing Felt)	Roof Shingles (In lieu of roofing felt)	Guttering + Pipe	Installation
14x10w (4150x2950)	<b>£5,817.00</b>	£405.00	£189.00	POA
16x10w (4750x2950)	<b>£6,591.00</b>	£494.00	£199.00	POA
14x12w (4150x3550)	<b>£6,471.00</b>	£449.00	£189.00	POA
16x12w (4750x3550)	<b>£7,314.00</b>	£502.00	£199.00	POA
14x14w (4150x4150)	<b>£6,980.00</b>	£503.00	£189.00	POA
16x14w (4750x4150)	<b>£7,897.00</b>	£597.00	£199.00	POA
Gyles Toughened Glass	£144.00			
Gyles Double Glazing	£144.00			
Convert to Full Pane Style (inc Toughened Glass)	£215.00			




## LogCabins

Standard window / door style on this model is georgian style

**The Dalton** 44mm is both strong and luxurious, creating a magnificent extra room in the garden. Perfect for use as a home office, games room, music room, chill out room and much more!

- Superior Grade 44mm Finish Interlocking Logs
- Stylish Georgian Glazed Double Doors
- Quality Joiner Made Opening Windows
- Easy To Assemble Interlock System
- Heavy Duty 19mm T&G Roof



Dalton (44mm)	Price Delivered (Including Roofing Felt)	Roof Shingles (In lieu of roofing felt)	Guttering + Pipe	Installation
14x10w (4750x2950)	<b>£6,828.00</b>	£405.00	£189.00	POA
16x10w (4750x2950)	<b>£7,570.00</b>	£494.00	£199.00	POA
18x10w (5350x2950)	<b>£8,305.00</b>	£553.00	£212.00	POA
20x10w (5950x2950)	<b>£8,739.00</b>	£553.00	£219.00	POA
14x12w (4750x2950)	<b>£7,367.00</b>	£449.00	£189.00	POA
16x12w (4750x3550)	<b>£8,238.00</b>	£502.00	£199.00	POA
18x12w (5350x3550)	<b>£9,027.00</b>	£553.00	£212.00	POA
20x12w (5950x3550)	<b>£9,630.00</b>	£645.00	£219.00	POA
16x14w (4750x4150)	<b>£9,027.00</b>	£597.00	£199.00	POA
18x14w (5350x4150)	<b>£9,992.00</b>	£535.00	£212.00	POA
20x14w (5950x4150)	<b>£10,001.00</b>	£700.00	£219.00	POA
18x16w (5350x4750)	<b>£10,689.00</b>	£700.00	£212.00	POA
20x16w (5950x4750)	<b>£11,263.00</b>	£748.00	£219.00	POA
18x18w (5950x4750)	<b>£11,314.00</b>	£823.00	£212.00	POA
20x18w (5950x4750)	<b>£11,970.00</b>	£823.00	£219.00	POA
Dalton Toughened Glass	£263.00			
Dalton Double Glazing	£263.00			
Convert to Full Pane Style (inc Toughened Glass)	£335.00			

## The Sandringham

44mm stylish and wonderfully unique 44mm Sandringham log cabin provides a multipurpose building that is so versatile it can be used for work, entertaining or a summerhouse just for relaxation. Its unique style creates a perfect reception area as you enter the building,

Standard window / door style on this model is euro style

- Superior Grade 44mm Finish Interlocking Logs
- Stylish Fully Glazed Double Doors
- Quality Joiner Made Opening Windows
- Heavy Duty 19mm T&G Roof & Floor
- Easy To Assemble Interlock System



Sandringham (44mm)	Price Delivered (Including Roofing Felt)	Roof Shingles (In lieu of roofing felt)	Guttering + Pipe	Installation
14x14w (4150x4150)	Currently unavailable - New range coming soon!			POA
Sandringham Toughened Glass				
Sandringham Double Glazing				
Convert to Full Pane Style (inc Toughened Glass)				

## LogCabins

Standard window / door style on this model is georgian style

**The Balmoral** 44mm log cabin is an excellent choice to add that extra room to your property - this is a very versatile and spacious cabin and is a popular choice as an outdoor gym, work area or a deluxe summer house.

- Superior Grade 44mm Finish Interlocking Logs
- Georgian Fully Glazed Double Doors
- Quality Joiner Made Full Length Windows
- Heavy Duty 19mm T&G Roof & Floor
- Easy To Assemble Interlock System



Balmoral (44mm)	Price Delivered (Including Roofing Felt)	Roof Shingles (In lieu of roofing felt)	Guttering + Pipe	Installation
8x12w (2350x3550)	<b>£4,997.00</b>	£343.00	£158.00	POA
10x12w (2950x3550)	<b>£5,498.00</b>	£343.00	£165.00	POA
12x12w (3550x3550)	<b>£5,995.00</b>	£405.00	£186.00	POA
10x14w (2950x4150)	<b>£5,974.00</b>	£405.00	£165.00	POA
12x14w (3550x4150)	<b>£6,509.00</b>	£449.00	£186.00	POA
14x14w (4150x4150)	<b>£7,013.00</b>	£503.00	£189.00	POA
10x16w (2950x4750)	<b>£6,612.00</b>	£494.00	£165.00	POA
12x16w (3550x4750)	<b>£7,147.00</b>	£502.00	£186.00	POA
14x16w (4150x4750)	<b>£7,730.00</b>	£597.00	£189.00	POA
16x16w (4750x4750)	<b>£8,598.00</b>	£645.00	£199.00	POA
Balmoral Toughened Glass	£263.00			
Balmoral Double Glazing	£263.00			
Convert to Full Pane Style (inc Toughened Glass)	£335.00			

**The Kensington** 44mm A true sight to behold the enormous and fantastically constructed 44mm Kensington log cabin is on offer for those yearning for a large and luxurious outdoor building.

Standard window / door style on this model is georgian style

- Superior Grade 44mm Finish Interlocking Logs
- Georgian Fully Glazed Double Doors
- Quality Joiner Made Opening Windows
- Easy To Assemble Interlock System
- Fantastic Internal Space



Kensington (44mm)	Price Delivered (Including Roofing Felt)	Roof Shingles (In lieu of roofing felt)	Guttering + Pipe	Installation
30x18 (8950x5350)	£15,325.00	£1,269.00	£384.00	POA
Kensington Toughened Glass	£323.00			
Kensington Double Glazing	£323.00			
Convert to Full Pane Style (inc Toughened Glass)	£371.00			

## LogCabins

### The Sherborne

Standard window / door style on this model is full pane style

44mm log cabin is a building

which offers a unique environment for relaxing or working. It is feature packed with full length opening windows allowing for maximum light to enter a spacious interior, making it ideal for a summerhouse, photography studio, or just an additional outdoor room.

- Superior Grade 44mm Finish Interlocking Logs
- Stylish Full Pane Fully Toughened Glazed Double Doors
- Quality Joiner Made Opening Windows
- Heavy Duty 19mm T&G Roof & Floor
- Easy To Assemble Interlock System



Sherborne (44mm)	Price Delivered (Including Roofing Felt)	Roof Shingles (In lieu of roofing felt)	Guttering + Pipe	Installation
14'x10'w (4150x2950)	<b>£6,530.00</b>	£405.00	£189.00	POA
16'x10'w (4750x2950)	<b>£7,122.00</b>	£494.00	£199.00	POA
16'x12'w (4750x3550)	<b>£7,866.00</b>	£502.00	£199.00	POA
16'x14'w (4750x4150)	<b>£8,467.00</b>	£597.00	£199.00	POA
18'x10'w (5350x2950)	<b>£7,630.00</b>	£553.00	£212.00	POA
18'x12'w (5350x3550)	<b>£8,426.00</b>	£553.00	£212.00	POA
18'x14'w (5350x4150)	<b>£9,060.00</b>	£645.00	£212.00	POA
18'x16'w (5350x4750)	<b>£9,934.00</b>	£700.00	£212.00	POA
20'x10'w (5950x2950)	<b>£8,043.00</b>	£553.00	£219.00	POA
20'x12'w (5950x3550)	<b>£8,904.00</b>	£645.00	£219.00	POA
20'x14'w (5950x4150)	<b>£9,557.00</b>	£700.00	£219.00	POA
20'x16'w (5950x4750)	<b>£10,491.00</b>	£748.00	£219.00	POA
Sherborne Double Glazing	£311.00			



Standard window / door style on this model is full pane style

### The Jacob

44mm log cabin is a building which offers

a unique environment for relaxing or working. It is feature packed with full length opening windows allowing for maximum light to enter a spacious interior, making it ideal for a summerhouse, photography studio, or just an additional outdoor room.

Jacob (44mm)	Price Delivered (Including Roofing Felt)	Roof Shingles (In lieu of roofing felt)	Guttering + Pipe	Installation
14'x10'w (4150x2950)	<b>£6,431.00</b>	£405.00	£189.00	POA
16'x10'w (4750x2950)	<b>£7,066.00</b>	£494.00	£199.00	POA
18'x10'w (4750x3550)	<b>£7,815.00</b>	£553.00	£212.00	POA
20'x10'w (4750x4150)	<b>£8,257.00</b>	£553.00	£219.00	POA
14'x12'w (5350x2950)	<b>£6,953.00</b>	£449.00	£189.00	POA
16'x12'w (5350x3550)	<b>£7,648.00</b>	£502.00	£199.00	POA
18'x12'w (5350x4150)	<b>£8,382.00</b>	£553.00	£212.00	POA
20'x12'w (5350x4750)	<b>£8,875.00</b>	£645.00	£219.00	POA
14'x14'w (5950x2950)	<b>£7,458.00</b>	£503.00	£189.00	POA
16'x14'w (5950x3550)	<b>£8,280.00</b>	£597.00	£199.00	POA
18'x14'w (5950x4150)	<b>£9,157.00</b>	£645.00	£212.00	POA
20'x14'w (5950x4750)	<b>£9,793.00</b>	£700.00	£219.00	POA
Jacob Double Glazing	£311.00			

## LogCabins

**The Sutton** 44mm Log Cabin is an attractive, spacious garden building which is the perfect addition to any property. The Sutton is an extremely attractive cabin which main features include large, full length, double doors and windows with FREE toughened glass.

- Superior Grade 44mm Finish Interlocking Logs
- Stylish Full Pane Fully Toughened Glazed Double Doors
- Quality Windows with FREE toughened glass
- Easy To Assemble Interlock System
- Heavy Duty 19mm T&G Roof

Standard window / door style on this model is full pane style



Sutton (44mm)	Price Delivered (Including Roofing Felt)	Roof Shingles (In lieu of roofing felt)	Guttering + Pipe	Installation
10'x14w (2950x4750)	<b>£6,692.00</b>	£405.00	£165.00	POA
12'x14w (3550x4750)	<b>£7,227.00</b>	£449.00	£186.00	POA
14'x14w (4150x4750)	<b>£7,731.00</b>	£503.00	£189.00	POA
10'x16'w (2950x4750)	<b>£7,339.00</b>	£494.00	£165.00	POA
12'x16'w (3550x4750)	<b>£7,998.00</b>	£502.00	£186.00	POA
14'x16'w (4150x4750)	<b>£8,460.00</b>	£597.00	£189.00	POA
10'x18'w (2950x5350)	<b>£7,886.00</b>	£553.00	£165.00	POA
12'x18'w (3550x5350)	<b>£8,511.00</b>	£553.00	£186.00	POA
14'x18'w (4150x5350)	<b>£9,087.00</b>	£645.00	£189.00	POA
Sutton Double Glazing	£311.00			

**The Belton** 44mm Log Cabin is another superbly manufactured product. Dramatic yet cosy the Belton Log Cabin offers the strength and warmth of thick 44mm logs with simple modern lines and beautiful finishing. Standard window / door style on this model is euro style

- Superior Grade 44mm Finish Interlocking Logs
- Stylish European Fully Glazed Double Doors
- Quality Joiner Made Opening Windows
- Easy To Assemble Interlock System
- Beautiful Pent Style Roof Construction



Belton (44mm)	Price Delivered (Including Roofing Felt)	Roof Shingles (In lieu of roofing felt)	Guttering + Pipe	Installation
12'x8'w (3550x2350)	<b>£4,679.00</b>	£343.00	£186.00	POA
12'x10'w (3550x2950)	<b>£5,200.00</b>	£343.00	£186.00	POA
12'x12'w (3550x3550)	<b>£5,635.00</b>	£405.00	£186.00	POA
14'x8'w (4150x2350)	<b>£5,074.00</b>	£343.00	£189.00	POA
14'x10'w (4150x2950)	<b>£5,648.00</b>	£405.00	£189.00	POA
14'x12'w (4150x3550)	<b>£6,112.00</b>	£449.00	£189.00	POA
Belton Toughened Glass	£191.00			
Belton Double Glazing	£191.00			
Convert to Full Pane Style (inc Toughened Glass)	£263.00			



# LogCabins

**The Bamber** 44mm Combining a blend of comfort and luxury, The Bamber is not only a garden building but a spectacle to behold. The cabin provides a generous indoor area that is perfect for use as a traditional summerhouse or just an extra personal space in which to relax and unwind.

Standard window / door style on this model is euro style

- Superior Grade 44mm Finish Interlocking Logs
- Chic European Fully Glazed Double Doors
- Quality Joiner Made Full Length Windows
- Heavy Duty 19mm T&G Roof & Floor
- Easy To Assemble Interlock System



Bamber (44mm)	Price Delivered (Including Roofing Felt)	Roof Shingles (In lieu of roofing felt)	Guttering + Pipe	Installation
12'x10'w (3550x2950)	<b>£6,008.00</b>	£343.00	£186.00	POA
14'x10'w (4150x2950)	<b>£6,482.00</b>	£405.00	£189.00	POA
12'x12'w (3550x3550)	<b>£6,637.00</b>	£405.00	£186.00	POA
14'x12'w (4150x3550)	<b>£7,154.00</b>	£449.00	£189.00	POA
14'x14'w (4150x4150)	<b>£7,694.00</b>	£503.00	£189.00	POA
Bamber Toughened Glass	£263.00			
Bamber Double Glazing	£263.00			
Convert to Full Pane Style (inc Toughened Glass)	£335.00			

## The Warwick Garage

44mm Give your car the perfect home with the 44mm Warwick Log Garage. This amazing wooden garage is lovingly constructed with high quality 44mm interlocking logs and comes with extra wide joiner made double doors as well as a personal side access door and opening window.

- Superior Grade 44mm Finish Interlocking Logs
- Huge Double Garage Doors
- Quality Joiner Made Opening Window
- Convenient Side Access Door
- Heavy Duty 19mm T&G Roof

Standard window / door style on this model is georgian windows / boarded doors



Warwick (44mm)	Price Delivered (Including Roofing Felt)	Roof Shingles (In lieu of roofing felt)	Guttering + Pipe	Installation
16'x10'w (4750x2950)	<b>£5,742.00</b>	£494.00	£199.00	Installation
18'x10'w (5350x2950)	<b>£6,402.00</b>	£553.00	£212.00	POA
20'x10'w (5950x2950)	<b>£6,746.00</b>	£553.00	£219.00	POA
16'x12'w (4750x3550)	<b>£6,616.00</b>	£502.00	£199.00	POA
18'x12'w (5350x3550)	<b>£7,055.00</b>	£553.00	£212.00	POA
20'x12'w (5950x3550)	<b>£7,427.00</b>	£645.00	£219.00	POA
16'x14'w (4750x4150)	<b>£7,149.00</b>	£597.00	£199.00	POA
18'x14'w (5350x4150)	<b>£7,609.00</b>	£645.00	£212.00	POA
20'x14'w (5950x4150)	<b>£7,997.00</b>	£700.00	£219.00	POA
Warwick Toughened Glass	£78.00			
Warwick Double Glazing	£78.00			



## LogCabins

Standard window / door style on this model is georgian style

### The Forde 44mm is a truly versatile garden building.

The unique and attractive 44mm Forde log cabin is a truly stunning product with so many uses it will become the centrepiece of your garden for years to come.

- Superior Grade 44mm Finish Interlocking Logs
- Stylish European Fully Glazed Double Doors
- High Quality Joiner Made Opening Windows
- Heavy Duty 19mm T&G Roof & Floor
- Easy To Assemble Interlock System



Forde (44mm)	Price Delivered (Including Roofing Felt)	Roof Shingles (In lieu of roofing felt)	Guttering + Pipe	Installation
10'x14w (2950x4750)	<b>£6,212.00</b>	£405.00	£165.00	POA
12'x14w (3550x4750)	<b>£6,704.00</b>	£449.00	£186.00	POA
14'x14w (4150x4750)	<b>£7,208.00</b>	£503.00	£189.00	POA
10'x16w (2950x4750)	<b>£6,816.00</b>	£494.00	£165.00	POA
12'x16w (3550x4750)	<b>£7,396.00</b>	£502.00	£186.00	POA
14'x16w (4150x4750)	<b>£7,936.00</b>	£597.00	£189.00	POA
10'x18w (2950x5350)	<b>£7,314.00</b>	£553.00	£165.00	POA
12'x18w (3550x5350)	<b>£7,985.00</b>	£553.00	£186.00	POA
14'x18w (4150x5350)	<b>£8,562.00</b>	£645.00	£189.00	POA
Forde Toughened Glass	£233.00			
Forde Double Glazing	£233.00			
Convert to Full Pane Style (inc Toughened Glass)	£293.00			

### The Lulworth 44mm is a spectacular UK manufactured log cabin with a truly unique design.

The Lulworth log cabin combines an exceptional indoor space with a practical outdoor shelter, perfect either as shade from the sun or refuge from those quintessential showers, for you and your outdoor belongings.

- Superior Grade 44mm Finish Interlocking Logs
- Versatile Outdoor Shelter Section
- Quality Joiner Made Opening Window
- FREE Toughened Glazed Doors & Windows
- Heavy Duty 19mm T&G Roof and Floor



Standard window / door style on this model is full pane style

Lulworth (44mm)	Price Delivered (Including Roofing Felt)	Roof Shingles (In lieu of roofing felt)	Guttering + Pipe	Installation
16'x10'w (4750x2950)	<b>£6,297.00</b>	£494.00	£199.00	POA
18'x10'w (5350x2950)	<b>£6,798.00</b>	£553.00	£212.00	POA
16'x12'w (4750x3550)	<b>£6,816.00</b>	£502.00	£199.00	POA
18'x12'w (5350x3550)	<b>£7,347.00</b>	£553.00	£212.00	POA
Lulworth Double Glazing	£263.00			

## LogCabins

**The Stowe** 44mm Shelter cabin is ideal for your BBQ area or hot tub and with the generous front opening this building is versatile enough even shelter your car.

- Superior Grade 44mm Finish Interlocking Logs
- Pressure Treated Bottom Logs to Prevent Moisture Penetration
- Heavy Duty 19mm T&G Roof
- Easy To Assemble Interlock System
- High Grade European Softwood



Stowe (44mm)	Price Delivered (Including Roofing Felt)	Roof Shingles (In lieu of roofing felt)	Guttering + Pipe	Installation
10'x10'w (2950x2950)	<b>£2,484.00</b>	£343.00	£165.00	POA
12'x10'w (3550x2950)	<b>£2,848.00</b>	£343.00	£186.00	POA
12'x12'w (3550x3550)	<b>£3,364.00</b>	£405.00	£186.00	POA

**The Chatsworth** 44mm Shelter cabin is ideal for creating the perfect area for both storage and relaxation, The Chatsworth offers something different, whilst maintaining the highest quality timber and style. The internal partition allows for safe and secure storage, whilst at the same time leaving enough space for a place to relax and unwind.

- Superior Grade 44mm Finish Interlocking Logs
- Stylish Half Glazed Double Doors/Solid Door
- Internal Partition Gives Two Independent Rooms
- Easy To Assemble Interlock System
- Beautiful Apex Style Roof Construction

Standard window / door style on this model is georgian style windows / boarded door



The Chatsworth (44mm)	Price Delivered (Including Roofing Felt)	Roof Shingles (In lieu of roofing felt)	Guttering + Pipe
12'x8'w (3550x2350)	<b>£5,247.00</b>	£343.00	£186.00
Chatsford Double Glazing	£144.00	Installation	
Chatsworth Convert to Full Pane Style (inc Toughened Glass)	£144.00	POA	

**The Aldford Barn** 28mm For a unique and stylish addition to your garden, the Ashford Barn Log Cabin is the ideal solution.

- Superior Grade 28mm Interlocking Logs
- Heavy Duty Fully Boarded Double Doors
- High Quality Joiner Made Opening Window
- Huge Internal Storage from Unique Roof
- Easy To Assemble Interlock System

Standard window / door style on this model is euro style



Ashford Barn(28mm)	Price Delivered (Including Roofing Felt)	Roof Shingles (In lieu of roofing felt)	Guttering + Pipe	Installation
10'x8'w (2950x2350)	<b>£3,539.00</b>	£343.00	£165.00	POA
12'x8'w (3550x2350)	<b>£3,878.00</b>	£343.00	£186.00	POA
14'x8'w (4150x2350)	<b>£4,483.00</b>	£343.00	£189.00	POA
Ashford Glass	£96.00	Available in 44mm logs just add 22% to the building price		
Ashford Double Glazing	£96.00			
Convert to Full Pane Style (inc Toughened Glass)	£203.00			

## LogCabins

### The Kingsley 28mm This versatile UK manufactured

Log Cabin combines a unique and striking design with fantastic all round build quality. The Kingsley 28mm Log Cabin creates an outdoor room, gym area, summerhouse or garden office – the opportunities are endless.

- Superior Grade 28mm Finish Interlocking Logs
- Georgian Glazed Double Doors
- Pressure Treated Heavy Duty Floor Joists
- Heavy Duty 19mm T&G Roof & Floor
- Easy To Assemble Interlock System

Standard window / door style on this model is georgian style



Kingsley (28mm)	Price Delivered (Including Roofing Felt)	Roof Shingles (In lieu of roofing felt)	Guttering + Pipe	Installation
8'x8'w (2350x2350)	<b>£2,867.00</b>	£240.00	£158.00	POA
10'x8'w (2950x2350)	<b>£3,150.00</b>	£343.00	£165.00	POA
12'x8'w (3550x2350)	<b>£3,472.00</b>	£343.00	£186.00	POA
14'x8'w (4150x2350)	<b>£3,778.00</b>	£343.00	£189.00	POA
10'x10'w (2950x2950)	<b>£3,539.00</b>	£343.00	£165.00	POA
12'x10'w (3550x2950)	<b>£3,909.00</b>	£343.00	£186.00	POA
14'x10'w (4150x2950)	<b>£4,271.00</b>	£405.00	£189.00	POA
Kingsley Toughened Glass	£144.00	Available in 44mm logs just add 22% to the building price		
Kingsley Double Glazing	£144.00			
Convert to Full Pane Style (inc Toughened Glass)	£215.00			

### The Henley 28mm Stand back and admire the delightful

28mm Henley Log Cabin. This superbly built Georgian style building has been manufactured with the utmost care and attention.

- Superior Grade 28mm Finish Interlocking Logs
- Georgian Style Half Glazed Double Doors
- High Quality Joiner Made Georgian Opening Window
- Heavy Duty 19mm T&G Roof & Floor
- Easy To Assemble Interlock System

Standard window / door style on this model is georgian style



Henley (28mm)	Price Delivered (Including Roofing Felt)	Roof Shingles (In lieu of roofing felt)	Guttering + Pipe	Installation
10'x8'w (2950x2350)	<b>£3,523.00</b>	£343.00	£165.00	POA
12'x8'w (3550x2350)	<b>£3,849.00</b>	£343.00	£186.00	POA
14'x8'w (4150x2350)	<b>£4,167.00</b>	£343.00	£189.00	POA
10'x10'w (2950x2950)	<b>£3,902.00</b>	£343.00	£165.00	POA
12'x10'w (3550x2950)	<b>£4,291.00</b>	£343.00	£186.00	POA
14'x10'w (4150x2950)	<b>£4,657.00</b>	£405.00	£189.00	POA
14'x12'w (4150x3550)	<b>£5,215.00</b>	£449.00	£189.00	POA
14'x14'w (4150x4150)	<b>£5,644.00</b>	£503.00	£189.00	POA
Henley Toughened Glass	£191.00	Available in 44mm logs just add 22% to the building price		
Henley Double Glazing	£191.00			
Convert to Full Pane Style (inc Toughened Glass)	£263.00			



# LogCabins

## The Skipton 28mm Bringing the outdoors in the 28mm

Skipton log cabin offers a truly unique environment to relax and unwind. The building boasts an incredibly safe and secure structure, which would serve magnificently as an outdoor living space or children's den.

- Superior Grade 28mm Finish Interlocking Logs
- Chic European Half Glazed Heavy Duty Door
- High Quality Joiner Made Opening Windows
- Heavy Duty 19mm T&G Roof & Floor
- Easy To Assemble Interlock System

Standard window / door style on this model is euro style



L

W

Skipton (28mm)	Price Delivered (Including Roofing Felt)	Roof Shingles (In lieu of roofing felt)	Guttering + Pipe	Installation
12'x8'w (3550x2350)	<b>£3,778.00</b>	£343.00	£186.00	POA
14'x8'w (4150x2350)	<b>£4,094.00</b>	£343.00	£189.00	POA
12'x10'w (3550x2950)	<b>£4,216.00</b>	£343.00	£186.00	POA
14'x10'w (4150x2950)	<b>£4,583.00</b>	£405.00	£189.00	POA
12'x12'w (3550x3550)	<b>£4,738.00</b>	£405.00	£186.00	POA
14'x12'w (4150x3550)	<b>£5,143.00</b>	£449.00	£189.00	POA
14'x14'w (4150x4150)	<b>£5,573.00</b>	£503.00	£189.00	POA
Skipton Toughened Glass	£135.00	Available in 44mm logs just add 22% to the building price		
Skipton Double Glazing	£135.00			
Convert to Full Pane Style (inc Toughened Glass)	£215.00			

## The Carrington 28mm One of the most popular log cab-

ins within our entire range the classic 28mm Carrington boasts a charming overhang to shield the front from both sun and rain. The Carrington is perfect for those dreaming of a calm and peaceful environment to unwind after a hard day's work.

- Superior Grade 28mm Finish Interlocking Logs
- Georgian Half Glazed Heavy Duty Door
- High Quality Joiner Made Opening Windows
- Heavy Duty 19mm T&G Roof & Floor
- Easy To Assemble Interlock System

Standard window / door style on this model is georgian style



L

W

Carrington (28mm)	Price Delivered (Including Roofing Felt)	Roof Shingles (In lieu of roofing felt)	Guttering + Pipe	Installation
8'x8'w (2350x2350)	<b>£3,160.00</b>	£240.00	£158.00	POA
10'x8'w (2950x2350)	<b>£3,487.00</b>	£343.00	£165.00	POA
12'x8'w (3550x2350)	<b>£4,055.00</b>	£343.00	£186.00	POA
8'x10'w (2350x2950)	<b>£3,554.00</b>	£343.00	£158.00	POA
10'x10'w (2950x2950)	<b>£3,921.00</b>	£343.00	£165.00	POA
12'x10'w (3550x2950)	<b>£4,531.00</b>	£343.00	£186.00	POA
8'x12'w (2350x3550)	<b>£3,959.00</b>	£343.00	£158.00	POA
10'x12'w (2950x3550)	<b>£4,383.00</b>	£343.00	£165.00	POA
12'x12'w (3550x3550)	<b>£5,054.00</b>	£405.00	£186.00	POA
14'x12'w (4150x3550)	<b>£5,451.00</b>	£449.00	£189.00	POA
Carrington Toughened Glass	£173.00	Available in 44mm logs just add 22% to the building price		
Carrington Double Glazing	£173.00			
Convert to Full Pane Style (inc Toughened Glass)	£251.00			

## LogCabins

### The Lotherton 28mm Being both bright and extremely

practical the 28mm Lotherton Log Cabin makes a great workshop or summer room. With beautifully crafted double doors and generous windows the Lotherton also incorporates a roof overhang to protect you from the elements.

- Superior Grade 28mm Finish Interlocking Logs
- Stylish Georgian Fully Glazed Double Doors
- High Quality Joiner Made Opening Window
- Heavy Duty 19mm T&G Roof & Floor
- Easy To Assemble Interlock System

Standard window / door style on this model is georgian style



Lotherton (28mm)	Price Delivered (Including Roofing Felt)	Roof Shingles (In lieu of roofing felt)	Guttering + Pipe	Installation
8'x8'w (2350x2350)	<b>£3,234.00</b>	£240.00	£158.00	POA
8'x10'w (2350x2950)	<b>£3,612.00</b>	£343.00	£158.00	POA
10'x10'w (2350x3550)	<b>£3,980.00</b>	£343.00	£165.00	POA
12'x10'w (2950x2950)	<b>£4,591.00</b>	£343.00	£186.00	POA
8'x12'w (2950x3550)	<b>£4,017.00</b>	£343.00	£158.00	POA
10'x12'w (3550x2950)	<b>£4,441.00</b>	£343.00	£165.00	POA
12'x12'w (3550x3550)	<b>£5,166.00</b>	£405.00	£186.00	POA
14'x12'w (4150x3550)	<b>£5,516.00</b>	£449.00	£189.00	POA
Lotherton Toughened Glass	£263.00	Available in 44mm logs just add 22% to the building price		
Lotherton Double Glazing	£263.00			
Convert to Full Pane Style (inc Toughened Glass)	£341.00			

### The Marlborough 28mm If you're in need of an

outdoor workshop or studio space, look no further than the 28mm Marlborough Log Cabin. As garden workshops go, this building really is a quality structure at an excellent price.

Standard window / door style on this model is georgian style window / boarded door

- Superior Grade 28mm Finish Interlocking Logs
- Heavy Duty Fully Boarded Double Doors
- High Quality Joiner Made Opening Window
- Huge Internal Storage & Extra High Eaves
- Easy To Assemble Interlock System



Marlborough (28mm)	Price Delivered (Including Roofing Felt)	Roof Shingles (In lieu of roofing felt)	Guttering + Pipe	Installation
10'x8'w (2950x2350)	<b>£3,405.00</b>	£343.00	£165.00	POA
12'x8'w (3550x2350)	<b>£3,717.00</b>	£343.00	£186.00	POA
14'x8'w (4150x2350)	<b>£4,428.00</b>	£343.00	£189.00	POA
10'x10'w (2950x2950)	<b>£3,818.00</b>	£343.00	£165.00	POA
12'x10'w (3550x2950)	<b>£4,173.00</b>	£343.00	£186.00	POA
14'x10'w (4150x2950)	<b>£4,800.00</b>	£405.00	£189.00	POA
12'x12'w (3550x3550)	<b>£4,690.00</b>	£405.00	£186.00	POA
14'x12'w (4150x3550)	<b>£5,374.00</b>	£449.00	£189.00	POA
14'x14'w (4150x4150)	<b>£5,770.00</b>	£503.00	£189.00	POA
Marlborough Toughened Glass	£96.00	Available in 44mm logs just add 22% to the building price		
Marlborough Double Glazing	£96.00			
Convert to Full Pane Style (inc Toughened Glass)	£203.00			

## LogCabins

Standard window / door style on this model is full pane style

**The Longleat** 28mm Being both bright and extremely practical the 28mm Longleat Log Cabin makes a great workshop or summer room. With beautifully crafted double doors and generous windows.



Longleat (28mm)	Price Delivered (Including Roofing Felt)	Roof Shingles (In lieu of roofing felt)	Guttering + Pipe	Installation
12x10w (4750x2950)	<b>£4,700.00</b>	£343.00	£186.00	POA
14x10w (5350x2950)	<b>£5,066.00</b>	£405.00	£189.00	POA
12x12w (4750x3550)	<b>£5,144.00</b>	£405.00	£186.00	POA
14x12w (5350x3550)	<b>£5,542.00</b>	£449.00	£189.00	POA
Longleat Double Glazing	£263.00	Available in 44mm logs just add 22% to the building price		

**The Victoria** 28mm The wonderfully designed Victoria 28mm log cabin combines a unique living space with a useful storage. This highly original model stands out from the rest of the range with its delightful corner design meaning it fits perfectly at the edge of the garden.

- Superior Grade 28mm Finish Interlocking Logs
- Stylish Georgian Glazed Double Doors
- High Quality Joiner Made Opening Window
- Heavy Duty 19mm T&G Roof & Floor
- Fantastic 1200mm Wide Storage Area



Victoria (28mm)	Price Delivered (Including Roofing Felt)	Roof Shingles (In lieu of roofing felt)	Installation
14'x10'w (4150x2950)	<b>£5,858.00</b>	£405.00	POA
Victoria Toughened Glass	£203.00	Standard window / door style on this model is georgian style	
Victoria Double Glazing	£203.00		
Convert to Full Pane Style (inc Toughened Glass)	£279.00		

**The Bradwell Corner** 28mm If you are looking for that perfect outdoor building, from which to sit and gaze at your garden, then the 28mm Bradwell Corner Cabin is the model for you. With a truly elegant structure and unique design, this Cabin has been built to maximise the space available.

- Superior Grade 28mm Finish Interlocking Logs
- Stylish European Fully Glazed Double Doors
- Quality Windows with FREE toughened glass
- Easy To Assemble Interlock System
- Heavy Duty 19mm T&G Roof and Floor

Standard window / door style on this model is full pane style



Bradwell (28mm)	Price Delivered (Including Roofing Felt)	Roof Shingles (In lieu of roofing felt)	Installation
10'x10'w (2950x2950)	<b>£4,370.00</b>	£343.00	POA
Bradwell Double Glazing	£239.00		



## LogCabins

### The Berkeley 19mm

The beautiful Berkeley Log Cabin is a breathtaking feature packed design, comprised of 19mm thick interlocking logs and is finished off in style with attractive Georgian double doors and an opening

- Superior Grade 19mm Finish Interlocking Logs
- High Quality Georgian Side Opening Window
- Pre Assembled Easy Fit Roof and Floor
- Large Half Glazed Georgian Double Doors
- Stylish Antique Hinges & Door Pull



Berkeley (19mm)	Price Delivered (Including Roofing Felt)	Roof Shingles (In lieu of roofing felt)	Guttering + Pipe	Installation
8'x6'w (2350x1750)				
8'x8'w (2350x2350)	Currently unavailable - New range coming soon!			
10'x6'w (2950x1750)				
10'x8'w (2950x2350)				
695mm 6ft Wide Veranda				
695mm 8ft Wide Veranda				

### The Out Door Shelter 44mm

Whether it is for a pub, a park or a school, our 44mm Shelter really will be the social hub of any outdoor environment. With two integral heavy duty bench seats, the shelter really is a place to sit, relax and enjoy the outdoors, wherever the environment.

- Superior Grade 44mm Finish Interlocking Logs
- 95x95mm Heavy Duty Corner Posts
- Easy To Assemble Interlock System
- 2x Integral Heavy Duty Bench Seats
- Convenient In Built Wall Shelf



Out Door Shelter (44mm)	Price Delivered (Including Roofing Felt)	Roof Shingles (In lieu of roofing felt)	Guttering + Pipe	Installation
8'x8'w (2350x2350)	<b>£2,208.00</b>	£240.00	£158.00	POA

### The Appleby 19mm

The 19mm Appleby log cabin is a great value building offering a beautiful garden retreat at an affordable price. The Appleby is ideal for adding an additional area to your home for relaxing, working or just for having fun.

- Superior Grade 19mm Finish Interlocking Logs
- High Quality Georgian Side Opening Window
- Pre Assembled Easy Fit Roof and Floor
- Large Half Glazed Georgian Double Doors
- Stylish Antique Hinges & Door Pull



Appleby (19mm)	Price Delivered (Including Roofing Felt)	Roof Shingles (In lieu of roofing felt)	Guttering + Pipe	Installation
6'x10' (1750x2950)	Currently unavailable - New range coming soon!			
8'x10' (2350x2950)				
695mm 10ft Wide Veranda				

## LogCabins

**The Okehampton 19mm** Sit back, unwind and enjoy the beauty of your garden building in the amazing Okehampton Log Cabin. A little more distinctive than your average summerhouse the 19mm Okehampton log cabin embodies classic simplicity.

- Superior Grade 19mm Finish Interlocking Logs
- High Quality Georgian Opening Window
- Pre Assembled Easy Fit Roof and Floor
- Large Half Glazed Georgian Single Door
- Stylish Antique Hinges & Door Pull



Okehampton (19mm)	Price Delivered (Including Roofing Felt)	Roof Shingles (In lieu of roofing felt)	Guttering + Pipe	Installation
6'x8'w (1750x2350)	Currently unavailable - New range coming soon!			
8'x8'w (2350x2350)				
8'x10'w (2350x2950)				

## Optional Extras

SIZES	
5x8w Floor Deck Extension 28mm	£378.00
5x10w Floor Deck Extension 28mm	£439.00
5x12w Floor Deck Extension 28mm	£501.00
5x14w Floor Deck Extension 28mm	£561.00
5x8w Floor Deck Extension 44mm	£431.00
5x10w Floor Deck Extension 44mm	£492.00
5x12w Floor Deck Extension 44mm	£561.00
5x14w Floor Deck Extension 44mm	£632.00
5x16w Floor Deck Extension 44mm	£667.00
5x18w Floor Deck Extension 44mm	£781.00
5x20w Floor Deck Extension 44mm	£834.00

Floor deck can be attached to the front (**width/gable**) of most buildings. Floor deck can be attached to the side (**length**) of most buildings.



Change Windows/Door Style but keep configuration (change between euro-style/georgian/boarded)	£73.00	
Re-configure position of existing doors and windows but keep current style	£144.00	
Add Extra Single Opening window (Euro-style Or Georgian)	£226.00	
Add Extra Double Opening Window (Euro-style Or Georgian)	£450.00	
Add extra Single Door (euro-style, georgian or boarded)	£373.00	
Add extra Double Door (euro-style, georgian or boarded)	£545.00	
Add Extra Single Std Window to Full Pane Style (includes toughened glass)	£316.00	
Add Extra Single Long Window to Full Pane Style (includes toughened glass)	£316.00	
Add Extra Single Door to Full Pane Style (includes toughened glass)	£402.00	
Add Extra Double Door to Full Pane Style (includes toughened glass)	£631.00	
Add Extra/ Change Existing Single Window to PVC Style (includes toughened double glazed glass)	£359.00	
Add Extra/ Change Existing Double Door to PVC Style (includes toughened double glazed glass)	£1,134.00	
600x600 Planter 28mm	£55.00	
600x900 Planter 28mm	£70.00	
900x900 19mm Raised Flower Beds	£70.00	
1200x900 19mm Raised Flower Beds	£76.00	
1500x900 19mm Raised Flower Beds	£83.00	

## LogCabins

### Postcode Area Delivery Zone

FREE Postcode Areas INCLUDED within this delivery area:

AL, B, BA, BB, BD, BH, BL, BN, BR, BS, CA, CB, CF, CH, CM, CO, CR, CT, CV, CW, DA, DE, \*DG (DG1-8, 10-16), DH, DL, DN, DY, E, EC, EH, EN, \*FK (FK1-6), FY, \*G (G1-5, 11-15, 20-23, 31-34, 40-46, 51-62, 64-82), GL, GU, HA, HD, HG, HP, HR, HU, HX, IG, IP, KA, KT, L, LA, LD, LE, LL, LN, LS, LU, M, ME, MK, ML, N, NE, NG, NN, NP, NR, NW, OL, OX, \*PA (PA1-19), PE, \*PO (mainland), PR, RG, RH, RM, S, SE, SG, SK, SL, SM, SN, SO, SP, SR, SS, ST, SW, SY, TA, TD, TF, TN, TS, TW, UB, W, WA, WC, WD, WF, WN, WR, WS, WV, YO.

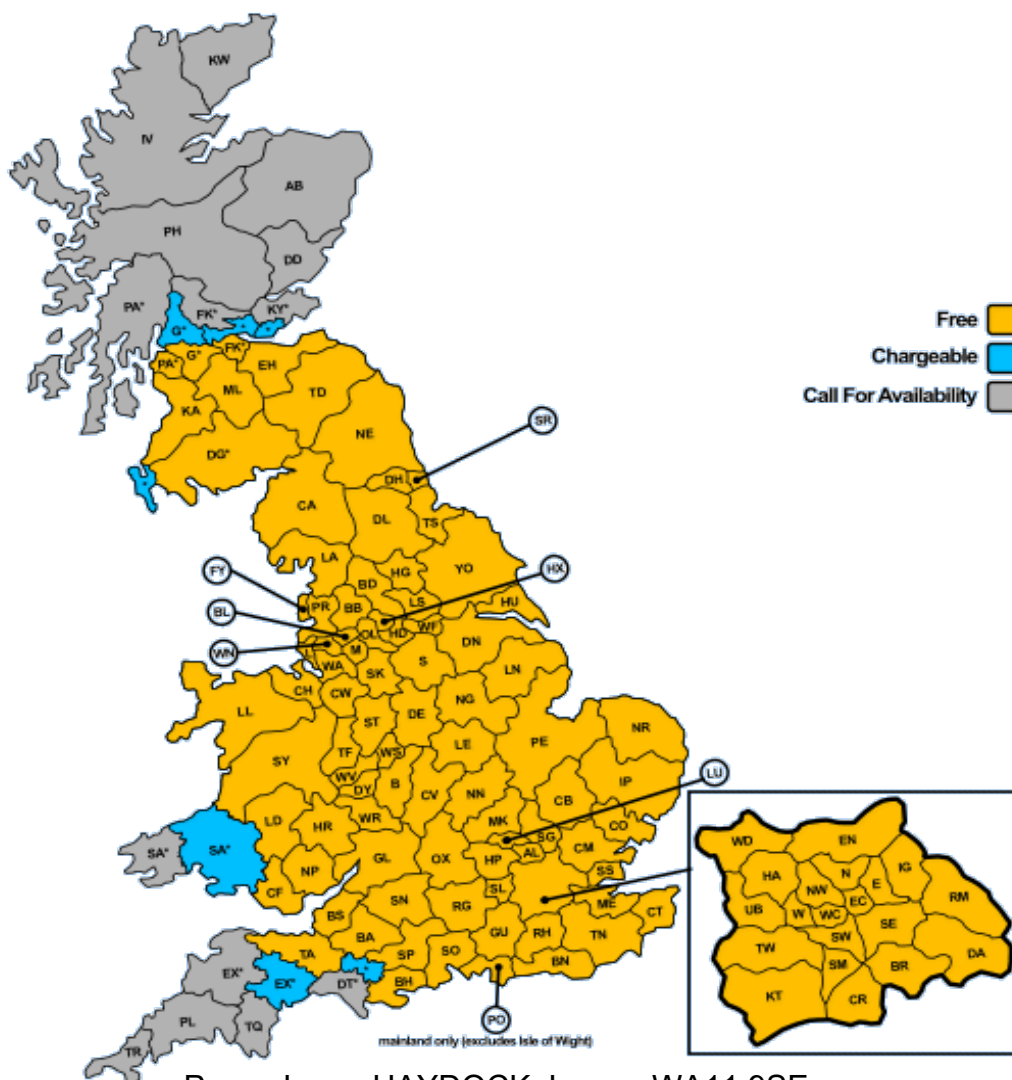
CHARGEABLE Postcode Areas INCLUDED within this area - CURRENTLY £100 DELIVERY (CABINS)

\*DG (DG9), \*DT (DT9-11), \*EX (EX1-16, 24), \*FK (FK7-13), \*G (G63, 83, 84), \*KY (KY3-4, 11-12), \*SA (SA1-20, 31-40, 44-48, 72).

Postcode Areas EXCLUDED within this area:

AB, DD, \*DT (DT1-8), \*EX (EX17-23, 31-39), \*FK (FK14-21), IV, KW, \*KY (KY1-2, 5-10, 13-16), \*PA (PA20-78), PH, PL, \*PO (offshore), \*SA (SA41-43, 61-69, 70-71, 73), TQ, TR.

If your postcode is not currently listed within the above delivery zone but you are interested in finding out the availability and / or price of a delivery of one of our log cabins to your home please contact on 01942 727759 for



Penny Lane, HAYDOCK, Lancs. WA11 9SE

Telephone 01942 727759



# LogCabins



**OPEN 7 DAYS A WEEK**



Penny Lane, HAYDOCK, Lancs. WA11 9SE  
Telephone 01942 727759